



LAMBTON GROUP POLICE SERVICES BOARD

DETACHMENT COMMANDER

INSPECTOR Chris AVERY

JANUARY / FEBRUARY 2021

LGP SB

CALLS FOR SERVICE BILLING WORKGROUPS



Drugs Includes trafficking, production, and importation of drugs including marihuana, cocaine, heroin, crystal meth or other controlled substances. It also includes occurrences related to indoor/outdoor grow labs.

Drug Possession Includes all occurrences where the most serious violation is possession of marihuana, cocaine, heroin, crystal meth or other controlled substance. It also includes other minor drug related offences.

Operational Operational calls for service are non-criminal events that police attend to. These include animal complaints, non-criminal domestic disturbances, missing persons, noise complaints, property – lost or found, sudden deaths, and assist public calls.

Operational 2 Includes false alarms, keep the peace and 911 calls/911 hang-ups. Due to the higher frequency of these calls, they have been separated out from the 'Operational' category and allocated a lower time standard. Traffic incidents are excluded.

Other Criminal Code Violations The majority of offences counted in the Other Criminal Code Offences group are criminal offences that are not directed to people or related to property. It is similar to the group that Statistics Canada uses when reporting 'Other Criminal Code'. These include prostitution, offensive weapons, bail violations, counterfeiting, disturb the peace, indecent acts, breach of probation, and bribery.

Property Crime Violations This category is similar to the group that Statistics Canada uses when reporting 'Property Crimes'. These include arson, break and enter, theft, possession of stolen goods, mischief, identity theft, and some frauds.

Statutes & Acts Includes provincial statutes, primarily the Mental Health Act, Landlord Tenant Act and Trespass to property offences. It also includes custody dispute calls.

Traffic Includes motor vehicle collisions of all severities (property damage, personal injury and fatalities) and road rage incidents reported to police.

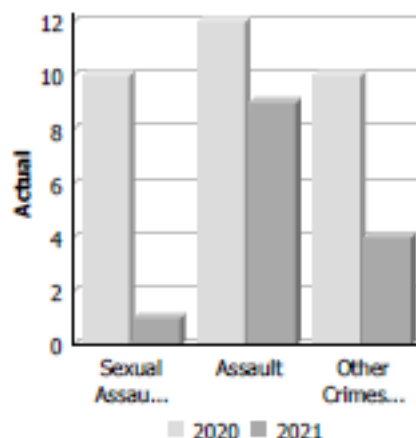
Violent Crimes The majority of offences counted in the Violent Crimes group are crimes against persons. This category is similar to the group that Statistics Canada uses when reporting 'Violent Crimes'. These include homicides, attempted murders, assaults, threats and robberies.

LAMBTON RECORDS MANAGEMENT SYSTEM

Police Services Board Report for LAMBTON OPP Records Management System January - 2021

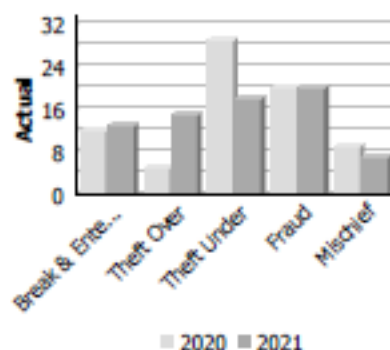
Violent Crime

Actual	January			Year to Date - January		
	2020	2021	% Change	2020	2021	% Change
Murder	0	0	--	0	0	--
Other Offences Causing Death	0	0	--	0	0	--
Attempted Murder	0	0	--	0	0	--
Sexual Assault	10	1	-90.0%	10	1	-90.0%
Assault	12	9	-25.0%	12	9	-25.0%
Abduction	0	0	--	0	0	--
Robbery	0	0	--	0	0	--
Other Crimes Against a Person	10	4	-60.0%	10	4	-60.0%
Total	32	14	-56.2%	32	14	-56.2%



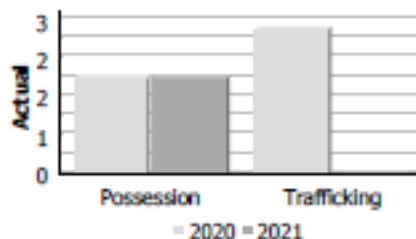
Property Crime

Actual	January			Year to Date - January		
	2020	2021	% Change	2020	2021	% Change
Arson	0	0	--	0	0	--
Break & Enter	12	13	8.3%	12	13	8.3%
Theft Over	5	15	200.0%	5	15	200.0%
Theft Under	29	18	-37.9%	29	18	-37.9%
Have Stolen Goods	0	0	--	0	0	--
Fraud	20	20	0.0%	20	20	0.0%
Mischief	9	7	-22.2%	9	7	-22.2%
Total	75	73	-2.7%	75	73	-2.7%



Drug Crime

Actual	January			Year to Date - January		
	2020	2021	% Change	2020	2021	% Change
Possession	2	2	0.0%	2	2	0.0%
Trafficking	3	0	-100.0%	3	0	-100.0%
Importation and Production	0	0	--	0	0	--
Total	5	2	-60.0%	5	2	-60.0%

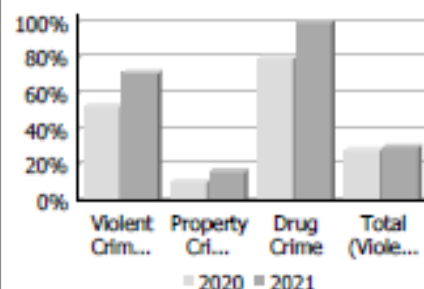


LAMBTON RECORDS MANAGEMENT SYSTEM

Police Services Board Report for LAMBTON OPP Records Management System January - 2021

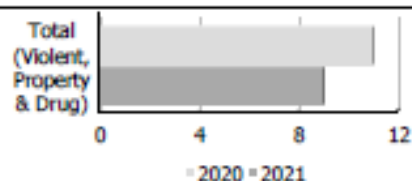
Clearance Rate

Clearance Rate	January			Year to Date - January		
	2020	2021	Difference	2020	2021	Difference
Violent Crime	53.1%	71.4%	18.3%	53.1%	71.4%	18.3%
Property Crime	10.7%	16.4%	5.8%	10.7%	16.4%	5.8%
Drug Crime	80.0%	100.0%	20.0%	80.0%	100.0%	20.0%
Total (Violent, Property & Drug)	28.4%	30.1%	1.7%	28.4%	30.1%	1.7%



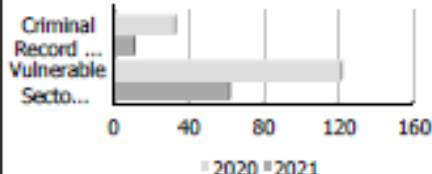
Unfounded

Unfounded	January			Year to Date - January		
	2020	2021	% Change	2020	2021	% Change
Total (Violent, Property & Drug)	11	9	-18.2%	11	9	-18.2%



Criminal Record and Vulnerable Sector Screening Checks

Actual	January			Year to Date - January		
	2020	2021	% Change	2020	2021	% Change
Criminal Record Checks	33	11	-66.7%	33	11	-66.7%
Vulnerable Sector Screening Checks	122	62	-49.2%	122	62	-49.2%



Data contained within this report is dynamic in nature and numbers will change over time as the Ontario Provincial Police continue to investigate and solve crime.

Data Utilized

- Major Crimes
- Niche RMS All Offence Level Business Intelligence Cube

Data source date:
2021/04/03

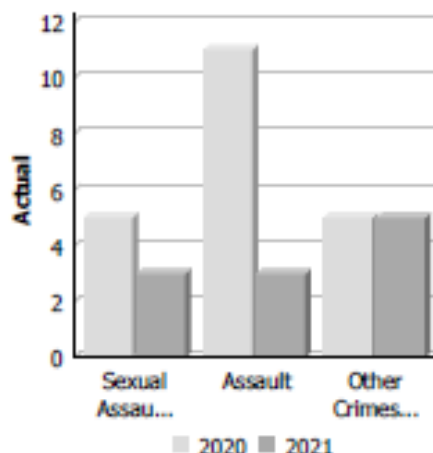
Report Generated on:
Apr 8, 2021 1:02:49 PM

LAMBTON RECORDS MANAGEMENT SYSTEM

Police Services Board Report for LAMBTON OPP Records Management System February - 2021

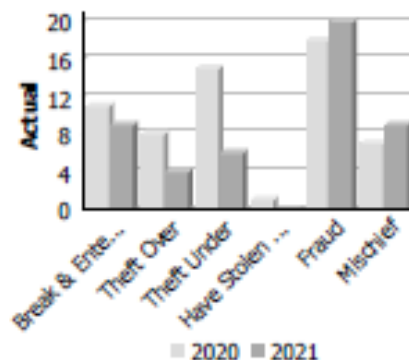
Violent Crime

Actual	February			Year to Date - February		
	2020	2021	% Change	2020	2021	% Change
Murder	0	0	--	0	0	--
Other Offences Causing Death	0	0	--	0	0	--
Attempted Murder	0	0	--	0	0	--
Sexual Assault	5	3	-40.0%	15	4	-73.3%
Assault	11	3	-72.7%	23	12	-47.8%
Abduction	0	0	--	0	0	--
Robbery	0	0	--	0	0	--
Other Crimes Against a Person	5	5	0.0%	15	9	-40.0%
Total	21	11	-47.6%	53	25	-52.8%



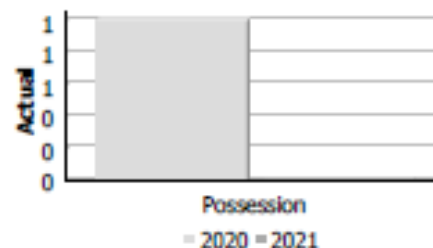
Property Crime

Actual	February			Year to Date - February		
	2020	2021	% Change	2020	2021	% Change
Arson	0	0	--	0	0	--
Break & Enter	11	9	-18.2%	23	22	-4.3%
Theft Over	8	4	-50.0%	13	19	46.2%
Theft Under	15	6	-60.0%	44	24	-45.5%
Have Stolen Goods	1	0	-100.0%	1	0	-100.0%
Fraud	18	20	11.1%	38	40	5.3%
Mischief	7	9	28.6%	16	16	0.0%
Total	60	48	-20.0%	135	121	-10.4%



Drug Crime

Actual	February			Year to Date - February		
	2020	2021	% Change	2020	2021	% Change
Possession	1	0	-100.0%	3	2	-33.3%
Trafficking	0	0	--	3	0	-100.0%
Importation and Production	0	0	--	0	0	--
Total	1	0	-100.0%	6	2	-66.7%

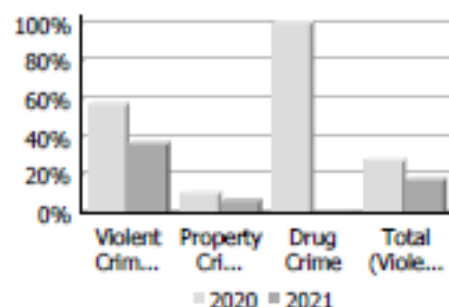


LAMBTON RECORDS MANAGEMENT SYSTEM

Police Services Board Report for LAMBTON OPP Records Management System February - 2021

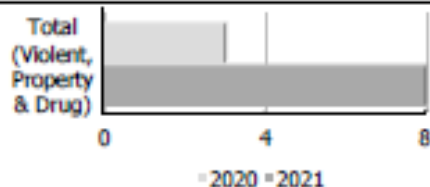
Clearance Rate

Clearance Rate	February			Year to Date - February		
	2020	2021	Difference	2020	2021	Difference
Violent Crime	57.1%	36.4%	-20.8%	54.7%	56.0%	1.3%
Property Crime	10.0%	6.2%	-3.8%	10.4%	12.4%	2.0%
Drug Crime	100.0%	--	--	83.3%	100.0%	16.7%
Total (Violent, Property & Drug)	27.6%	17.5%	-10.1%	28.1%	25.0%	-3.1%



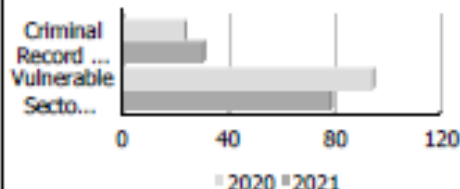
Unfounded

Unfounded	February			Year to Date - February		
	2020	2021	% Change	2020	2021	% Change
Total (Violent, Property & Drug)	3	8	166.7%	14	17	21.4%



Criminal Record and Vulnerable Sector Screening Checks

Actual	February			Year to Date - February		
	2020	2021	% Change	2020	2021	% Change
Criminal Record Checks	24	31	29.2%	57	42	-26.3%
Vulnerable Sector Screening Checks	95	79	-16.8%	217	141	-35.0%



Data contained within this report is dynamic in nature and numbers will change over time as the Ontario Provincial Police continue to investigate and solve crime.

Data Utilized

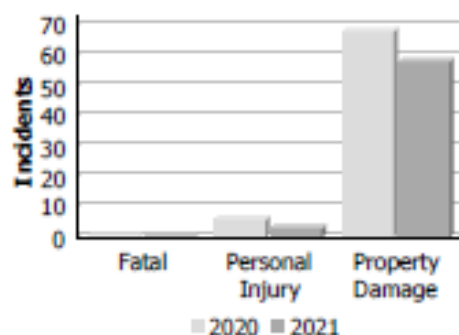
- Major Crimes
- Niche RMS All Offence Level Business Intelligence Cube

LAMBTON COLLISION REPORTING SYSTEM

Police Services Board Report for LAMBTON OPP Collision Reporting System January - 2021

Motor Vehicle Collisions by Type

Incidents	January			Year to Date - January		
	2020	2021	% Change	2020	2021	% Change
Fatal	0	0	--	0	0	--
Personal Injury	6	3	-50.0%	6	3	-50.0%
Property Damage	68	58	-14.7%	68	58	-14.7%
Total	74	61	-17.6%	74	61	-17.6%



Fatalities in Detachment Area

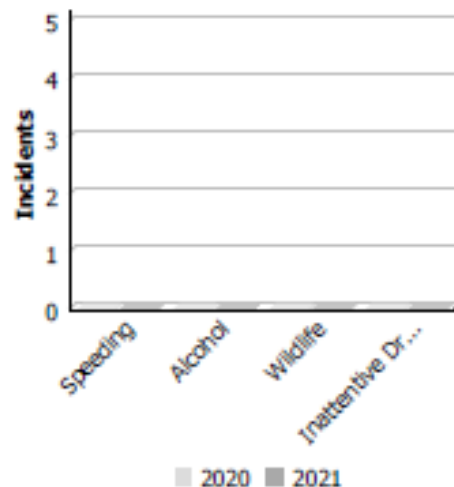
Incidents		January			Year to Date - January		
		2020	2021	% Change	2020	2021	% Change
Motor Vehicle Collision	Fatal Incidents	0	0	--	0	0	--
	Alcohol Related	0	0	--	0	0	--
Off-Road Vehicle	Fatal Incidents	0	0	--	0	0	--
	Alcohol Related	0	0	--	0	0	--
Motorized Snow Vehicle	Fatal Incidents	0	0	--	0	0	--
	Alcohol Related	0	0	--	0	0	--
Persons Killed		January			Year to Date - January		
		2020	2021	% Change	2020	2021	% Change
Motor Vehicle Collision		0	0	--	0	0	--
Off-Road Vehicle		0	0	--	0	0	--
Motorized Snow Vehicle		0	0	--	0	0	--

LAMBTON COLLISION REPORTING SYSTEM

Police Services Board Report for LAMBTON OPP Collision Reporting System January - 2021

Primary Causal Factors in Fatal Motor Vehicle Collisions

Incidents	January			Year to Date - January		
	2020	2021	% Change	2020	2021	% Change
Speeding as a contributing factor	0	0	0	0	0	0
Where alcohol is involved	0	0	0	0	0	0
Wildlife as a contributing factor	0	0	0	0	0	0
Inattentive driver as a contributing factor	0	0	0	0	0	0
Persons Killed	January			Year to Date - January		
	2020	2021	% Change	2020	2021	% Change
Seatbelt as a contributing factor	0	0	0	0	0	0



Data Utilized

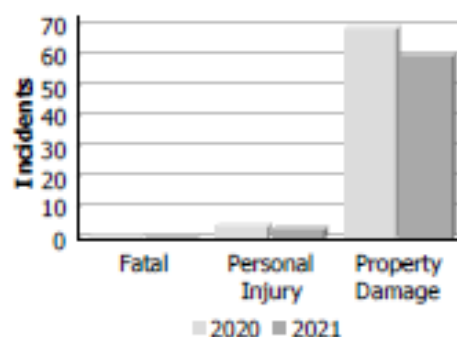
- SQL online application reporting system – OPP CRS 2.3.09
- Collision Reporting System Business Intelligence Cube

LAMBTON COLLISION REPORTING SYSTEM

Police Services Board Report for LAMBTON OPP Collision Reporting System February - 2021

Motor Vehicle Collisions by Type

Incidents	February			Year to Date - February		
	2020	2021	% Change	2020	2021	% Change
Fatal	0	0	--	0	0	--
Personal Injury	4	3	-25.0%	10	6	-40.0%
Property Damage	69	60	-13.0%	137	118	-13.9%
Total	73	63	-13.7%	147	124	-15.6%

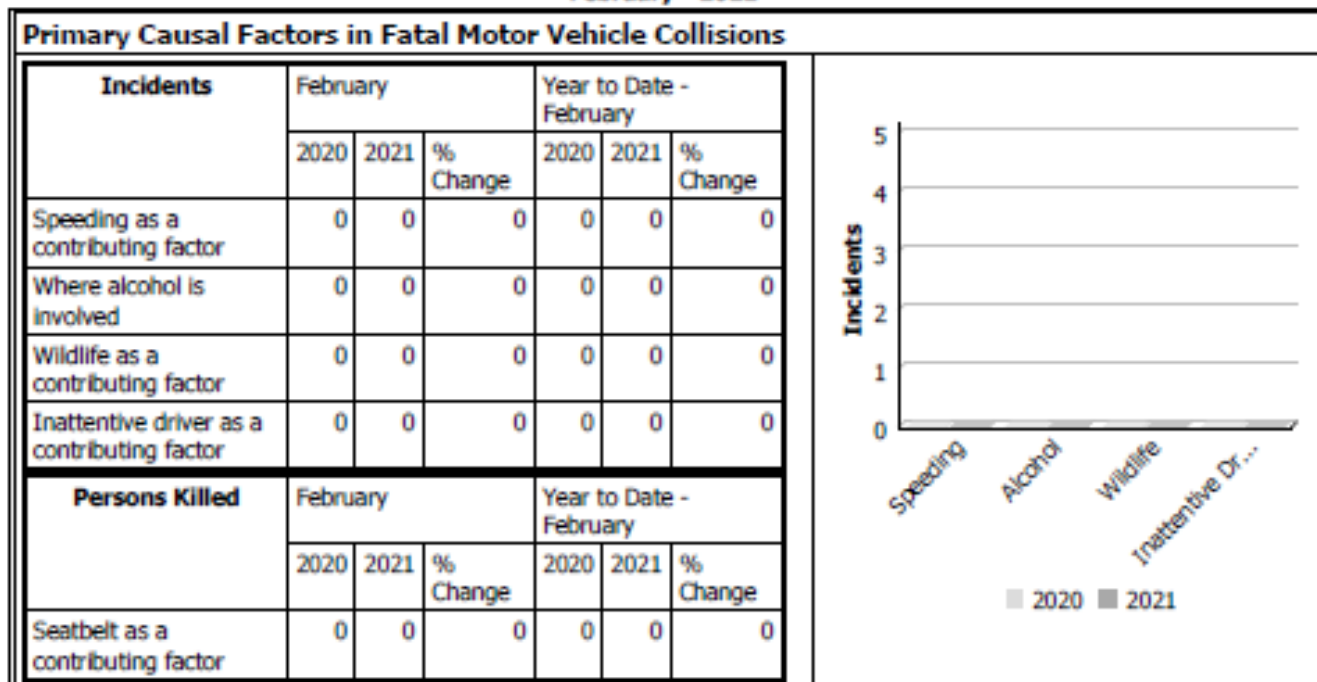


Fatalities in Detachment Area

Incidents		February			Year to Date - February		
		2020	2021	% Change	2020	2021	% Change
Motor Vehicle Collision	Fatal Incidents	0	0	--	0	0	--
	Alcohol Related	0	0	--	0	0	--
Off-Road Vehicle	Fatal Incidents	0	0	--	0	0	--
	Alcohol Related	0	0	--	0	0	--
Motorized Snow Vehicle	Fatal Incidents	0	0	--	0	0	--
	Alcohol Related	0	0	--	0	0	--
Persons Killed		February			Year to Date - February		
		2020	2021	% Change	2020	2021	% Change
Motor Vehicle Collision		0	0	--	0	0	--
Off-Road Vehicle		0	0	--	0	0	--
Motorized Snow Vehicle		0	0	--	0	0	--

LAMBTON COLLISION REPORTING SYSTEM

Police Services Board Report for LAMBTON OPP Collision Reporting System February - 2021



Data Utilized

- SQL online application reporting system – OPP CRS 2.3.09
- Collision Reporting System Business Intelligence Cube

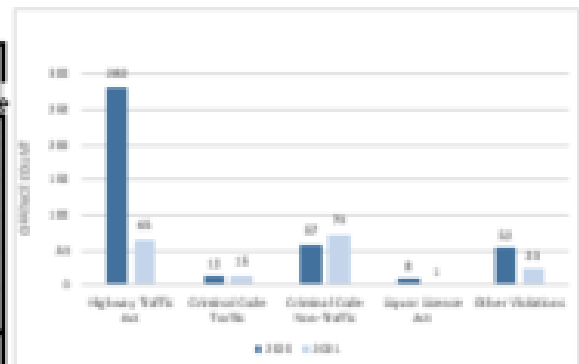
LAMBTON ICON (Integrated Court Offence Network)

Starting Year 2021
Starting Month JANUARY
Ending Month JANUARY

LAMBTON OPP Integrated Court Offence Network JANUARY - 2021

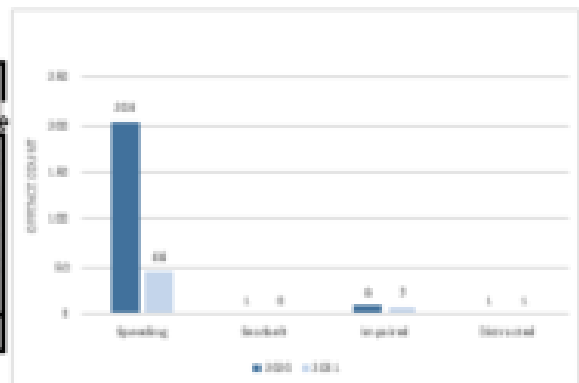
Criminal Code and Provincial Statutes Charges Laid

Offence Count	JANUARY - 2021			JANUARY		
	2020	2021	% Change	2020	2021	% Change
Highway Traffic Act	282	65	-77.0%	282	65	-77.0%
Criminal Code Traffic	12	15	25.0%	12	15	25.0%
Criminal Code Non-Traffic	57	73	28.1%	57	73	28.1%
Liquor Licence Act	8	1	-87.5%	8	1	-87.5%
Other Violations	52	23	-55.8%	52	23	-55.8%
All violations	411	177	-56.2%	411	177	-56.2%



Traffic Related Charges


Offence Count	JANUARY - 2021			JANUARY		
	2020	2021	% Change	2020	2021	% Change
Speeding	204	46	-77.5%	204	46	-77.5%
Seatbelt	1	0	-100.0%	1	0	-100.0%
Impaired	9	7	-22.2%	9	7	-22.2%
Distracted	1	1	0.0%	1	1	0.0%
All violations	215	54	-74.9%	215	54	-74.9%



Integrated Court Offence Network, data is updated on a monthly basis: Data could be as much as a month and a half behind

Data Utilized

Ministry of Attorney General, Integrated Court Offence Network,
Integrated Court Offence Network, Business Intelligence Cube



LAMBTON ICON (Integrated Court Offence Network)

Starting Year
2021
Starting Month
FEBRUARY
Ending Month
FEBRUARY

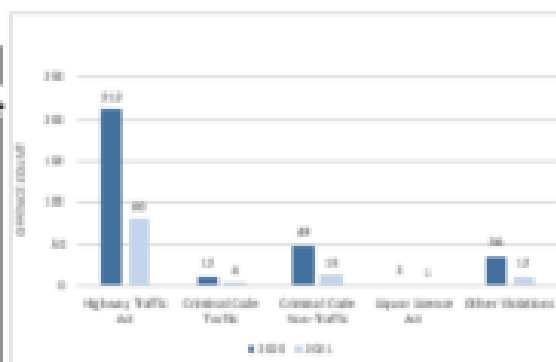
LAMBTON OPP

Integrated Court Offence Network

FEBRUARY - 2021

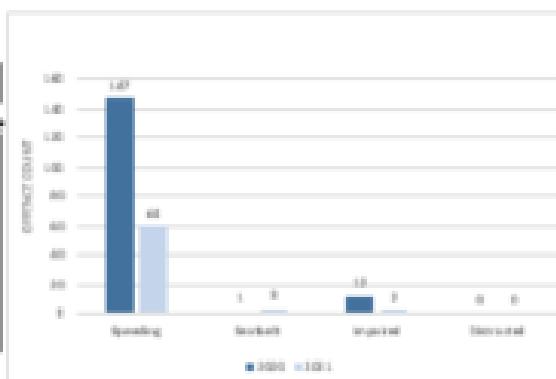
Criminal Code and Provincial Statutes Charges Laid

Offence Count	FEBRUARY - 2021			FEBRUARY		
	2020	2021	% Change	2020	2021	% Change
Highway Traffic Act	212	80	-62.3%	494	145	-70.6%
Criminal Code Traffic	12	4	-66.7%	24	19	-20.8%
Criminal Code Non-Traf	49	13	-73.5%	106	86	-18.9%
Liquor Licence Act	2	1	-50.0%	10	2	-80.0%
Other Violations	36	12	-66.7%	88	35	-60.2%
All violations	311	110	64.3%	722	287	60.1%



Traffic Related Charges

Offence Count	FEBRUARY - 2021			FEBRUARY		
	2020	2021	% Change	2020	2021	% Change
Speeding	147	60	-59.2%	351	106	-69.8%
Seatbelt	1	3	200.0%	2	3	50.0%
Impaired	12	2	-83.3%	21	9	-57.1%
Distracted	0	0		1	1	0.0%
All violations	160	65	59.4%	375	119	68.0%



Integrated Court Offence Network data is updated on a monthly basis: Data could be as much as a month and a half behind

Data Utilized

Ministry of Attorney General, Integrated Court Offence Network

Integrated Court Offence Network Business Intelligence Cube



LAMBTON CaOC (Public Complaints and Optional Categories)

Police Services Board Report for LAMBTON OPP 2021/Jan

Public Complaints	
Policy	2
Service	0
Conduct	0

Date information collected from Professional Standards Bureau Commander Reports: 2021-04-08

Data Source

Ontario Provincial Police, Professional Standards Bureau Commander Reports

- Includes all public policy, service and conduct complaints submitted to the Office of the Independent Police Review Director (OIPRD)

Secondary Employment

Intelligence Led Policing - Crime Abatement Strategy	
Number of Offenders in Program	11
Number of Offenders Charged	2
Number of Charges Laid	2
Number of Checks Performed	0

Date information was collected from Records Management System: 2021-04-08

Daily Activity Reporting Patrol Hours	
Total Hours	2021/Jan
Number of Cruiser Patrol Hours	379.75
Number of Motorcycle Patrol Hours	0.00
Number of Marine Patrol Hours	0.00
Number of ATV Patrol Hours	0.00
Number of Snowmobile Patrol Hours	0.00
Number of Bicycle Patrol Hours	0.00
Number of Foot Patrol Hours	34.00
Number of School Patrol Hours	3.00

Data source (Daily Activity Reporting System) date: 2021/04/03

Report Generated on:
Apr 8, 2021 12:57:48 PM

LAMBTON CaOC (Public Complaints and Optional Categories)

Police Services Board Report for LAMBTON OPP 2021/Feb

Public Complaints	
Policy	2
Service	0
Conduct	0

Date information collected from Professional Standards Bureau Commander Reports: 2021-04-08

Data Source

Ontario Provincial Police, Professional Standards Bureau Commander Reports

- Includes all public policy, service and conduct complaints submitted to the Office of the Independent Police Review Director (OIPRD)

Secondary Employment

Intelligence Led Policing - Crime Abatement Strategy	
Number of Offenders in Program	12
Number of Offenders Charged	0
Number of Charges Laid	0
Number of Checks Performed	0

Date information was collected from Records Management System: 2021-04-08

Daily Activity Reporting Patrol Hours	
Total Hours	2021/Feb
Number of Cruiser Patrol Hours	316.75
Number of Motorcycle Patrol Hours	0.00
Number of Marine Patrol Hours	0.00
Number of ATV Patrol Hours	0.00
Number of Snowmobile Patrol Hours	0.00
Number of Bicycle Patrol Hours	0.00
Number of Foot Patrol Hours	25.75
Number of School Patrol Hours	41.00

Data source (Daily Activity Reporting System) date: 2021/04/03

Report Generated on:
Apr 8, 2021 1:00:15 PM

DETACHMENT INITIATIVES

COMMUNITY SAFETY OFFICER / MEDIA RELATIONS

JANUARY / FEBRUARY

A total of 32 media releases were distributed for the month of January.

A total of 13 media releases were distributed for the month of February.



- The CSO continues to distribute media releases in relation to the BIG4 corporately driven driving behaviours; impaired driving, aggressive driving, distracted driving and lack of seatbelt use.
- The CSO continues to seek community involvement by utilizing media releases with regard to property crimes such as break and enter, theft, mischief, drugs and wanted persons; with proven success.
- The CSO prepared and distributed media releases in relation to major incidents throughout Lambton County.
- The CSO continues to work collaboratively with the Lambton Crime Unit, Community Street Crimes Unit, Operational Analyst and Sarnia-Lambton Crime Stoppers.
- The CSO continues to use social media to help promote upcoming OPP events.
- The CSO continues to work closely with the Auxiliary Unit to assist in any upcoming events.
- The CSO continues to monitor emergency road closures in the county and update social media accordingly.



February 1, 2021 Mooretown

DETACHMENT INITIATIVES

COMMUNITY SAFETY OFFICER / MEDIA RELATIONS

JANUARY / FEBRUARY

PUBLIC EDUCATION CAMPAIGNS:

- The CSO continues to distribute media releases in relation to monthly corporately driven traffic safety campaigns.
- The CSO distributed media releases and social media posts in relation to:
 - ⇒ 'What 3 Words' app used to successfully locate lost hiker in the county.
 - ⇒ 'No ice is Safe ice'
 - ⇒ 'Lock it or Lose it'
 - ⇒ Winter driving tips
 - ⇒ Drug awareness 'Meth Hurts Communities'

In the near future, the CSO has committed to...

- Posting about safe spring driving (speed related).
- Karen Caughlin Anniversary media preparation.
- Fraud prevention month.
- International Women's day recognition.
- National volunteer week-showcasing the OPP's Auxiliary program and its 60th anniversary.



February 9, 2021 St. Clair Township

DETACHMENT INITIATIVES

COMMUNITY STREET CRIME UIT

JANUARY / FEBRUARY

During the months of January & February of 2021 Lambton CSCU investigated 35 occurrences.

Lambton CSCU members laid a total of 33 charges.

- Lambton CSCU wrote 9 warrants primarily for drug investigations and conducted three warrant service entries.
- Lambton CSCU were busy on January 1st, with two arrests. While CSCU members were conducting observations on a party not complying with a release order, a break and enter in progress call for service came in right in the vicinity of the observations. CSCU Detectives were able to quickly arrest the B&E suspect, as the homeowner had chased the male and was sitting on him. The homeowner was sure glad to see the officers attend quickly to assist. After that arrest, the CSCU Detectives were able to get back onto the Bail Violations case and arrest that party as well.
- Lambton CSCU conducted extensive observations in relation to a drug trafficking investigation, which lead to an arrest and controlled substances seized. Two people were arrested/charged with a total of 12 offences – including charges of Possession for the Purpose of Trafficking x 5 and simple possession of a Controlled Substance charges. Police seized: 45g of Cocaine, 35g of MDMA, 75 Lysergic Acid Tabs, 76g of Psilocybin, 29g of Cannabis Shatter, 8 Oxycodone Tablets, drug paraphernalia and \$295 cash. Total value of seized items is approximately \$11,000.
- Lambton CSCU conducted observations in relation to a drug trafficking investigation, which lead to an arrest and controlled substances seized. Three people were arrested/charged with a total of 15 offences – including charges of Possession for the Purpose of Trafficking x 4, possession of property obtained by crime, and simple possession of Controlled Substance charges. Police seized: 61g of Methamphetamine, 12g of Cocaine, 170g of Hydromorphone, 1440g of Cannabis Marihuana, 127g of Cannabis Shatter, drug paraphernalia and \$4000 cash. Police recovered a zero turn lawn mower from a B&E in Oxford County. Total value of seized items is approximately \$42,000.
- Currently CSCU members continue to be a part of three CIB drug overdose death investigations. Drug overdoses continue to be an concern.
- Lambton CSCU continue to follow up two B&E's involving theft of firearms. Three of the firearms have been recovered in Toronto and Chatham-Kent. Investigation continuing.
- Lambton CSCU continues to offer support to frontline policing operations by taking samples of seized drugs and sending the samples to Health Canada for analysis.



January 7, 2021 CSCU Drug Seizure

DETACHMENT INITIATIVES

SCHOOL RESOURCE OFFICER:

The School Resource Officer position was deployed in December of 2020 to front line police duties in order to assist during the COVID 19 Pandemic. In December schools were shut down and students were studying online from home during the pandemic. The SRO resumed duties in schools starting in February of 2021.

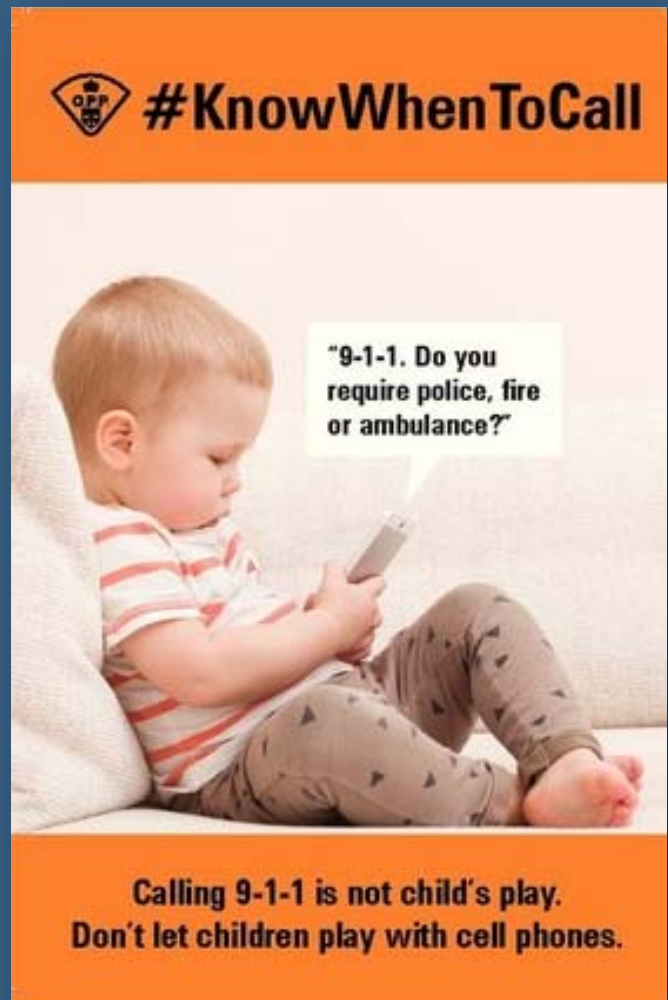


JANUARY

- A 17-year-old male youth from Point Edward was found deceased. His death is being investigated by Lambton OPP.
- Petrolia – 3 Youths from Petrolia pushed in a door at a residence and broke a window. Youths were looking to confront another youth. All 3 Youths have been diverted to Rebound.
- Plympton-Wyoming – Police received a complaint of a suspicious vehicle. Police located the vehicle and found three 14 year old youths. The youths parents were notified and the youths were brought home and warned about driving with no license.
- Petrolia – Two 13 year old youths were caught spray painting various items such as sidewalks, road signs and buildings around the town of Petrolia. Both youths were caught by officers on patrol. The youths and their parents have agreed to pay for all damages. The youths were also diverted to the Rebound Program.
- There was 1 motor vehicle collision during the Month of January involving a 17 year old youth.

FEBRUARY

- A 17 year old male from Sarnia was charged with Bail violations for an incident that occurred in Petrolia.
- There was 1 occurrence in the month of February with youth and suicidal thoughts and or attempts.



VIOLENT CRIME / BENCHMARK CRIME

AREA CRIME SERGEANT:

JANUARY

- Members of the Lambton County Crime Unit continue with a Cold Case, unexplained death investigation.
- Crime members continue the investigation into a Domestic Homicide this month. The accused remains in custody.
- Crime members actively investigating an unsolved homicide on the Kettle & Stoney Point First Nation.
- Crime members were involved in investigating 2 separate sexual assault incidents in Lambton County this month, both were historical in nature. One resulted in the victim declining to proceed with charges while the second did not yield sufficient evidence to proceed in the justice system.
- Members of the Lambton County Crime Unit continue to investigate a Homicide on the Kettle & Stoney Point First Nation. The accused remains in this matter remains in custody.
- Lambton Crime members investigated an incident on the Walpole Island First Nation involving a male youth shooting a female youth. The female fortunately suffered non-life threatening injuries. Male youth arrested and charged.



VIOLENT CRIME / BENCHMARK CRIME

AREA CRIME SERGEANT Cont'd:

FEBRUARY

- A Crime Member continues to be the Coroner's Investigator in the Coroner's inquest involving the death of a 30 year old male in Lambton County.
- A Crime Member continue to investigate, liaise with Crown counsel of the murder of a 29 year old Warwick village male.
- Members of the Lambton County Crime Unit continue with a Cold Case, unexplained death investigation.
- Lambton County crime members investigated 3 sexual assault allegations this month. All three are still being investigated.
- Lambton Crime Members investigated an opioid overdose death in the village of Point Edward this month. Fentanyl overdoses continue to be a challenge within the County of Lambton.



**SEE AN
OVERDOSE?
CALL 911.**

Even if you've taken drugs or have some on you,
the **Good Samaritan Drug Overdose Act** can protect you.

THIS LAW IS SUPPORTED BY THE ONTARIO PROVINCIAL POLICE

[OPP.CA/OVERDOSE](https://opp.ca/overdose)

TRAFFIC DATA

COLLISION DATA

JANUARY / FEBRUARY



Month	Victims			Collisions								
	Total	# of Deceased	# of Injured	Total	# of Fatal	# of PI	# of PD	Alcohol/Drugs Involved			# of CMV	# of Single Vehicle
								Yes	No	U/K		
JAN	3	0	3	53	0	3	50	3	48	2	2	44
FEB	5	0	5	55	0	3	52	4	49	2	0	40
Grand Total	8	0	8	108	0	6	102	7	97	4	2	88



STAFFING UPDATES

COLLISION DATA

JANUARY / FEBRUARY

JANUARY

- 1 Staff Sergeant transferred out.
- 1 Newly appointed Staff Sergeant.
- 1 Provincial Constable transferred into Lambton.
- 5 Probationary Constables joined Lambton.

FEBRUARY

- 1 Provincial Constable Transferred out of Lambton.



JANUARY / FEBRUARY

FALSE ALARMS INCIDENTS

JANUARY

Municipality	Commercial	Residential
Lambton Shores	4	2
ST Clair Township	1	0
Dawn-Euphemia	0	0
Plympton-Wyoming	3	0
Brooke-Alvinston	0	1
Warwick	3	0
Enniskillen	0	0
Petrolia	6	0
Oil Springs	0	0
TOTAL	17	3

FEBRUARY

Municipality	Commercial	Residential
Lambton Shores	8	2
ST Clair Township	2	4
Dawn-Euphemia	0	0
Plympton-Wyoming	3	2
Brooke-Alvinston	0	1
Warwick	0	3
Enniskillen	0	0
Petrolia	5	1
Oil Springs	1	0
TOTAL	19	13

ONLINE REPORTING



MINOR CRIME?

REPORT ONLINE



1
Go to

Go to
opp.ca/reporting

2
Choose

Choose
your
location

3
Start

Start
your
report

Help your community and keep us informed involving these events
when there are NO injuries, NO suspects and NO evidence:

- ☐ THEFT
- ☐ MISCHIEF or DAMAGE TO PROPERTY
- ☐ MISCHIEF or DAMAGE TO VEHICLE
- ☐ LOST or MISSING PROPERTY
- ☐ STOLEN LICENSE PLATES
- ☐ THEFT FROM A VEHICLE
- ☐ DRIVING COMPLAINTS

In an emergency,
ALWAYS CALL 9-1-1
or 1 (888) 310-1122



ONLINE REPORTING

Ontario Provincial Police



©2019 OPP

CANNABIS FACTS

AGE LIMIT

The legal age to possess and use cannabis is 19



WHERE TO BUY

Online at the Ontario Cannabis Store is the only legal place to purchase



POSSESSION QUANTITIES



30g or less can be possessed legally when in public if 19 years of age or older

WHERE TO CONSUME



- Public places where smoking tobacco is allowed
- Designated hotel and motel rooms
- Residential vehicles/boats



HOME CULTIVATION

4 plants is the maximum amount per primary residence (indoor or outdoor)

IMPAIRED DRIVING



- Licence suspension
- Vehicle impoundment
- Financial penalties
- Possible criminal record
- Possible jail time

ZERO TOLERANCE



Novice, young drivers (under 22) and commercial drivers must not have ANY drugs or alcohol in their system (medical exemptions may apply)

STAY SHARP
KNOW THE FACTS

Visit opp.ca or ontario.ca/page/smoke-free-ontario for more information



CANNABIS FACTS



Cannabis - Know the Limits

Actual Size

0 1 2 3 4 5 6 7 8 9 10 11 12 13 14 15 16 17
cm



0
cm
1
2
3
4
5
6
7
8
9
10
11

30 GRAMS

*Adults 19+ can legally
possess in public**

*Vehicle restrictions apply

**STAY SHARP
KNOW THE FACTS**

Visit opp.ca for more information



CANNABIS FACTS

DON'T DRIVE HIGH

How soon can I drive after consuming cannabis?

Cannabis varies in potency and affects everyone differently. If you consume cannabis, don't drive. It's dangerous and is a serious criminal offence.

What is a safe amount of cannabis for drivers to have in their system?

Having any amount of cannabis in your system while driving can be dangerous and can lead to an impaired driving charge. Under Ontario's "zero tolerance" law, novice, young (under 22) and commercial drivers can have no presence of drugs or alcohol in their system while driving (medical exemptions may apply).

How would police even know if a driver only has small amount of cannabis in their system?

The police have effective tools for detecting drugs in drivers. Consuming even a small amount of cannabis can

result in drivers performing poorly on a Standardized Field Sobriety Test or in an evaluation by a Drug Recognition Expert. Police also have drug screening equipment and can demand an oral fluid sample.

What are the penalties for drug-impaired driving?

No matter your age or licence class, if you are convicted criminally of impaired driving (by drugs/alcohol), you can face a number of penalties which include fines, a 1-year licence suspension and even jail time.

Can I transport cannabis in my vehicle?

Yes, but the cannabis must be in its original package that has not been opened, or it can be packaged in baggage that is fastened closed or is not otherwise readily available to any person in the vehicle.

**STAY SHARP
BEHIND THE WHEEL**

Visit opp.ca or mto.gov.on.ca/english/safety/impaired-driving.shtml



THE BIG FOUR TRAFFIC COMPLAINTS

SEAT BELTS

Buckling up takes a few seconds. Losing an unbuckled loved one in a crash lasts forever. Wear your seat belt.



SPEEDING

No one wants to share the road with a speeding driver. Many of them who have, lost their lives through no fault of their own.

DISTRACTED DRIVING

Texting while driving is just plain dumb and downright dangerous. If you're texting behind the wheel, who's driving?



IMPAIRED DRIVING

Thinking of driving under the influence of alcohol or drugs? Let someone sober do the thinking and driving for you.



SAFER ROADS ARE IN YOUR HANDS.



Be an extra set of eyes
for the police

WE NEED YOUR HELP.



If you suspect a driver has consumed drugs or alcohol,
PLEASE CALL 911 IMMEDIATELY!

LAMBTON CONTACT INFORMATION

OPP CALLS FOR SERVICE:

When you need to report an incident or wish to speak with an officer, these numbers will connect you to the nearest OPP Communications Centre throughout Ontario.

1-888-310-1122 1-888-310-1133 (TTY)



9-1-1 EMERGENCY If you call 9-1-1 for an emergency:

- Give your exact location. Include address and town or city as this will enable call taker to either handle the information or transfer you to the proper 9-1-1 centre.
- Give your telephone number including the area code.
- Advise the nature of your call.
- Listen to the call takers instructions - depending on the location and type of incident, you may be transferred.
- Stay on the line until advised to hang up.

DETACHMENT HOURS / CONTACT INFO:

Lambton OPP Petrolia Detachment	Main Admin Centre	4224 Oil Heritage Rd. P.O. Box 400 Petrolia, ON N0N 1R0	519-882-1011 519-882-1014 fax	Mon – Fri 8-4 pm
St. Clair Township	(Satellite)	392 Lyndoch Street, Corunna, ON N0N 1G0	519-862-4680 519-862-1544 fax	Mon – Thurs & every other Friday 8-4 pm
Grand Bend	(Summer only)	58 Main Street Grand Bend, ON N0M 1T0	519-238-2345	Summer
Point Edward	(Municipal)	102 St. Clair Street Point Edward, ON N7V 1N7	519-336-8691 519-336-5011 fax	Mon – Thurs & every other Friday 8-4 pm

CALLING THE DETACHMENT:

- When calling the detachment at the above numbers you will receive an automated greeting.
- **Press 1** if you need to report an incident or speak with an officer.
- **Press 2** if you wish to speak with the administrative personnel during the above noted business hours.

After hours you may leave a non-urgent message that will be followed-up on the next business day.

OUTSIDE PHONE * If you attend an office and the doors are locked or it is after hours – please pick up the phone outside of the detachment and you will be connected directly to the OPP Communications Centre.

LAMBTON CONTACT INFORMATION cont'd

CRIMINAL RECORD CHECKS:

For a complete list of requirements and information on how to apply for Criminal Record Checks, Police Information Checks and Police Vulnerable Sector Checks click the link below;

[Ontario Provincial Police | Criminal Record Checks](#)

CANADIAN ANTI-FRAUD CENTRE:

The [Canadian Anti-Fraud Centre](#) (CAFC) is the central agency in Canada that collects information and criminal intelligence on such matters as mass marketing fraud (i.e.: telemarketing), advance fee fraud (i.e.: West African letters), Internet fraud and identification theft complaints.

If you wish to report a fraud or require information on a possible fraud contact the Canadian anti-fraud centre;

Phone: 1-888-495-8501 OR E-mail: info@antifraudcentre.ca

CRIME STOPPERS:

You may contact Crime Stoppers from anywhere in Ontario at 1-800-222-8477, or by leaving an anonymous Web-Tip at [TipSoft - Web Tips Submission](#)

CITIZENS SELF REPORTING:

You have the option to report select occurrences to the OPP from your computer or mobile device using the OPP's [Citizen Self Reporting](#) system.

Use this system to report:

1. Lost/missing property under \$5,000
2. Stolen license plates or validation stickers
3. Theft from a vehicle under \$5,000
4. Mischief/damage to a vehicle under \$5,000
5. Mischief/damage to property (other than a vehicle) under \$5,000
6. Theft under \$5,000
7. Driving Complaint

FRONTLINE SUPPORT UNIT (FSU):

The Frontline Support Unit (FSU) program is a differential response strategy that focuses on call management. This includes responsibility for the OPP's Citizen Self-Reporting (CSR) system which is an online police reporting system for members of the public to report specific occurrences directly to the OPP via the Internet. The FSU model will offer a call handling alternative for select calls for service allowing the deployment of resources to critical incidents or member engagement in proactive police activities. Through the use of technology, the OPP continues to improve our processes and service delivery in support of its vision.



LAMBTON COUNTY OPP

4224 Oil Heritage Road
Petrolia, ON N0N 1R0

519.882.1011 ph.
519.882.1014 fax