

LAMBTON GROUP POLICE SERVICES BOARD

DETACHMENT COMMANDER

C.C. (CHRIS) AVERY

JANUARY / FEBRUARY 2023

LGPSB

CALLS FOR SERVICE BILLING WORKGROUPS



Drugs Includes trafficking, production, and importation of drugs including marihuana, cocaine, heroin, crystal meth or other controlled substances. It also includes occurrences related to indoor/outdoor grow labs.

Drug Possession Includes all occurrences where the most serious violation is possession of marihuana, cocaine, heroin, crystal meth or other controlled substance. It also includes other minor drug related offences.

Operational calls for service are non-criminal events that police attend to. These include animal complaints, non-criminal domestic disturbances, missing persons, noise complaints, property – lost or found, sudden deaths, and assist public calls.

Operational 2 Includes false alarms, keep the peace and 911 calls/911 hang-ups. Due to the higher frequency of these calls, they have been separated out from the 'Operational' category and allocated a lower time standard. Traffic incidents are excluded.

Other Criminal Code Violations The majority of offences counted in the Other Criminal Code Offences group are criminal offences that are not directed to people or related to property. It is similar to the group that Statistics Canada uses when reporting 'Other Criminal Code'. These include prostitution, offensive weapons, bail violations, counterfeiting, disturb the peace, indecent acts, breach of probation, and bribery.

Property Crime Violations This category is similar to the group that Statistics Canada uses when reporting 'Property Crimes'. These include arson, break and enter, theft, possession of stolen goods, mischief, identity theft, and some frauds.

Statutes & Acts Includes provincial statutes, primarily the Mental Health Act, Landlord Tenant Act and Trespass to property offences. It also includes custody dispute calls.

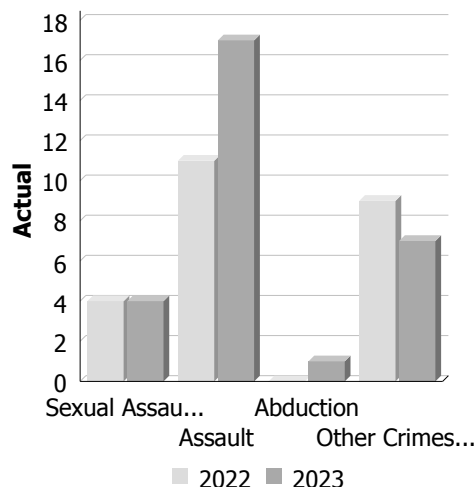
Traffic Includes motor vehicle collisions of all severities (property damage, personal injury and fatalities) and road rage incidents reported to police.

Violent Crimes The majority of offences counted in the Violent Crimes group are crimes against persons. This category is similar to the group that Statistics Canada uses when reporting 'Violent Crimes'. These include homicides, attempted murders, assaults, threats and robberies.

Police Services Board Report for LAMBTON OPP
Records Management System
January - 2023

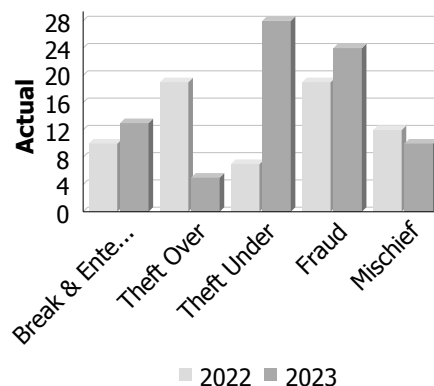
Violent Crime

Actual	January			Year to Date - January		
	2022	2023	% Change	2022	2023	% Change
Murder	0	0	--	0	0	--
Other Offences Causing Death	0	0	--	0	0	--
Attempted Murder	0	0	--	0	0	--
Sexual Assault	4	4	0.0%	4	4	0.0%
Assault	11	17	54.5%	11	17	54.5%
Abduction	0	1	--	0	1	--
Robbery	0	0	--	0	0	--
Other Crimes Against a Person	9	7	-22.2%	9	7	-22.2%
Total	24	29	20.8%	24	29	20.8%



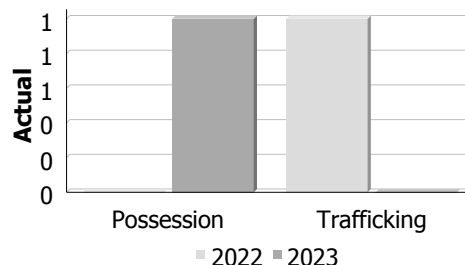
Property Crime

Actual	January			Year to Date - January		
	2022	2023	% Change	2022	2023	% Change
Arson	0	0	--	0	0	--
Break & Enter	10	13	30.0%	10	13	30.0%
Theft Over	19	5	-73.7%	19	5	-73.7%
Theft Under	7	28	300.0%	7	28	300.0%
Have Stolen Goods	0	0	--	0	0	--
Fraud	19	24	26.3%	19	24	26.3%
Mischief	12	10	-16.7%	12	10	-16.7%
Total	67	80	19.4%	67	80	19.4%



Drug Crime

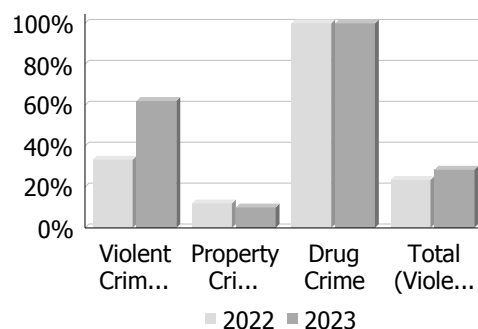
Actual	January			Year to Date - January		
	2022	2023	% Change	2022	2023	% Change
Possession	0	1	--	0	1	--
Trafficking	1	0	-100.0%	1	0	-100.0%
Importation and Production	0	0	--	0	0	--
Total	1	1	0.0%	1	1	0.0%



Police Services Board Report for LAMBTON OPP
Records Management System
January - 2023

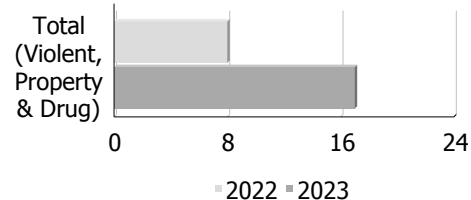
Clearance Rate

Clearance Rate	January			Year to Date - January		
	2022	2023	Difference	2022	2023	Difference
Violent Crime	33.3%	62.1%	28.7%	33.3%	62.1%	28.7%
Property Crime	11.9%	10.0%	-1.9%	11.9%	10.0%	-1.9%
Drug Crime	100.0%	100.0%	0.0%	100.0%	100.0%	0.0%
Total (Violent, Property & Drug)	23.5%	28.4%	5.0%	23.5%	28.4%	5.0%



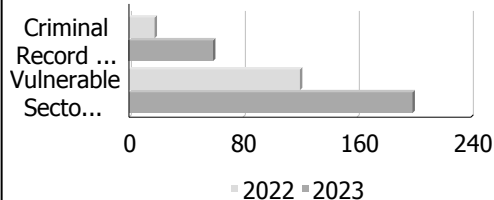
Unfounded

Unfounded	January			Year to Date - January		
	2022	2023	% Change	2022	2023	% Change
Total (Violent, Property & Drug)	8	17	112.5%	8	17	112.5%



Criminal Record and Vulnerable Sector Screening Checks

Actual	January			Year to Date - January		
	2022	2023	% Change	2022	2023	% Change
Criminal Record Checks	18	59	227.8%	18	59	227.8%
Vulnerable Sector Screening Checks	120	199	65.8%	120	199	65.8%



Data contained within this report is dynamic in nature and numbers will change over time as the Ontario Provincial Police continue to investigate and solve crime.

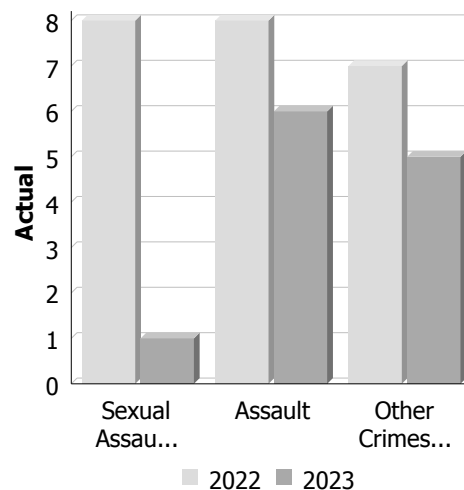
Data Utilized

- Major Crimes
- Niche RMS All Offence Level Business Intelligence Cube

Police Services Board Report for LAMBTON OPP
Records Management System
February - 2023

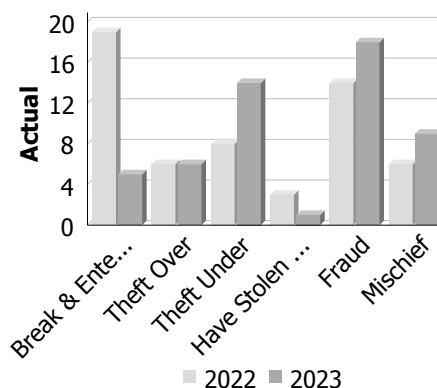
Violent Crime

Actual	February			Year to Date - February		
	2022	2023	% Change	2022	2023	% Change
Murder	0	0	--	0	0	--
Other Offences Causing Death	0	0	--	0	0	--
Attempted Murder	0	0	--	0	0	--
Sexual Assault	8	1	-87.5%	12	5	-58.3%
Assault	8	6	-25.0%	19	23	21.1%
Abduction	0	0	--	0	1	--
Robbery	0	0	--	0	0	--
Other Crimes Against a Person	7	5	-28.6%	16	12	-25.0%
Total	23	12	-47.8%	47	41	-12.8%



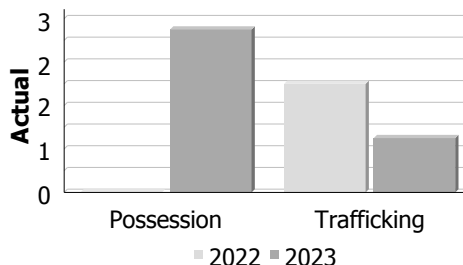
Property Crime

Actual	February			Year to Date - February		
	2022	2023	% Change	2022	2023	% Change
Arson	0	0	--	0	0	--
Break & Enter	19	5	-73.7%	29	18	-37.9%
Theft Over	6	6	0.0%	25	11	-56.0%
Theft Under	8	14	75.0%	15	42	180.0%
Have Stolen Goods	3	1	-66.7%	3	1	-66.7%
Fraud	14	18	28.6%	33	42	27.3%
Mischief	6	9	50.0%	18	19	5.6%
Total	56	53	-5.4%	123	133	8.1%



Drug Crime

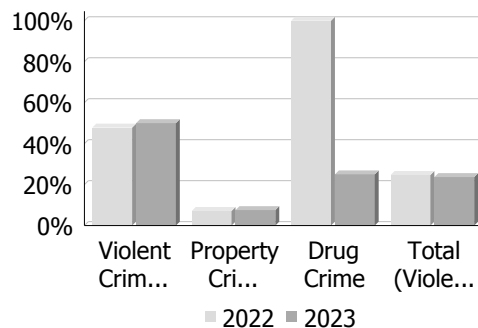
Actual	February			Year to Date - February		
	2022	2023	% Change	2022	2023	% Change
Possession	0	3	--	0	4	--
Trafficking	2	1	-50.0%	3	1	-66.7%
Importation and Production	0	0	--	0	0	--
Total	2	4	100.0%	3	5	66.7%



Police Services Board Report for LAMBTON OPP
Records Management System
February - 2023

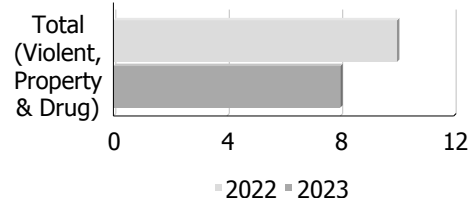
Clearance Rate

Clearance Rate	February			Year to Date - February		
	2022	2023	Difference	2022	2023	Difference
Violent Crime	47.8%	50.0%	2.2%	40.4%	58.5%	18.1%
Property Crime	7.1%	7.6%	0.4%	9.8%	9.0%	-0.7%
Drug Crime	100.0%	25.0%	-75.0%	100.0%	40.0%	-60.0%
Total (Violent, Property & Drug)	24.7%	23.7%	-1.0%	24.0%	26.6%	2.5%



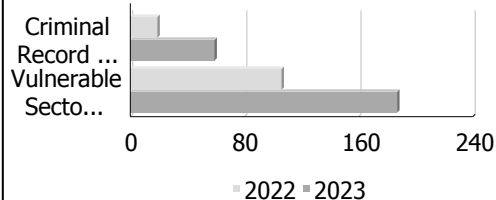
Unfounded

Unfounded	February			Year to Date - February		
	2022	2023	% Change	2022	2023	% Change
Total (Violent, Property & Drug)	10	8	-20.0%	18	25	38.9%



Criminal Record and Vulnerable Sector Screening Checks

Actual	February			Year to Date - February		
	2022	2023	% Change	2022	2023	% Change
Criminal Record Checks	19	59	210.5%	37	118	218.9%
Vulnerable Sector Screening Checks	106	187	76.4%	226	386	70.8%



Data contained within this report is dynamic in nature and numbers will change over time as the Ontario Provincial Police continue to investigate and solve crime.

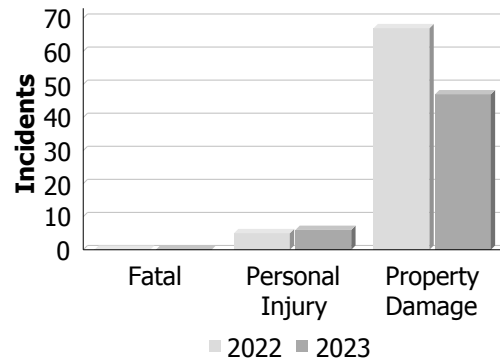
Data Utilized

- Major Crimes
- Niche RMS All Offence Level Business Intelligence Cube

Police Services Board Report for LAMBTON OPP
Collision Reporting System
January - 2023

Motor Vehicle Collisions by Type

Incidents	January			Year to Date - January		
	2022	2023	% Change	2022	2023	% Change
Fatal	0	0	--	0	0	--
Personal Injury	5	6	20.0%	5	6	20.0%
Property Damage	67	47	-29.9%	67	47	-29.9%
Total	72	53	-26.4%	72	53	-26.4%



Fatalities in Detachment Area

Incidents		January			Year to Date - January		
		2022	2023	% Change	2022	2023	% Change
Motor Vehicle Collision	Fatal Incidents	0	0	--	0	0	--
	Alcohol Related	0	0	--	0	0	--
Off-Road Vehicle	Fatal Incidents	0	0	--	0	0	--
	Alcohol Related	0	0	--	0	0	--
Motorized Snow Vehicle	Fatal Incidents	0	0	--	0	0	--
	Alcohol Related	0	0	--	0	0	--

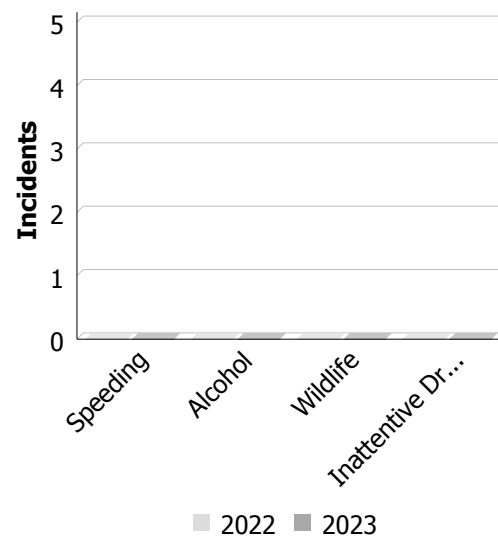
Persons Killed	January			Year to Date - January		
	2022	2023	% Change	2022	2023	% Change
Motor Vehicle Collision	0	0	--	0	0	--
Off-Road Vehicle	0	0	--	0	0	--
Motorized Snow Vehicle	0	0	--	0	0	--

Police Services Board Report for LAMBTON OPP
Collision Reporting System
January - 2023

Primary Causal Factors in Fatal Motor Vehicle Collisions

Incidents	January			Year to Date - January		
	2022	2023	% Change	2022	2023	% Change
Speeding as a contributing factor	0	0	0	0	0	0
Where alcohol is involved	0	0	0	0	0	0
Wildlife as a contributing factor	0	0	0	0	0	0
Inattentive driver as a contributing factor	0	0	0	0	0	0

Persons Killed	January			Year to Date - January		
	2022	2023	% Change	2022	2023	% Change
Seatbelt as a contributing factor	0	0	0	0	0	0



Data Utilized

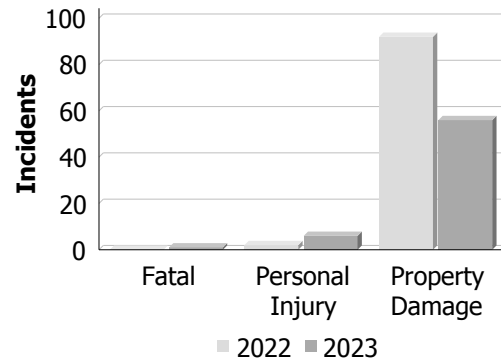
- SQL online application reporting system – OPP CRS 2.3.09
- Collision Reporting System Business Intelligence Cube

Data source date:
2023/03/27

Police Services Board Report for LAMBTON OPP
Collision Reporting System
February - 2023

Motor Vehicle Collisions by Type

Incidents	February			Year to Date - February		
	2022	2023	% Change	2022	2023	% Change
Fatal	0	1	--	0	1	--
Personal Injury	2	6	200.0%	7	12	71.4%
Property Damage	92	56	-39.1%	159	103	-35.2%
Total	94	63	-33.0%	166	116	-30.1%



Fatalities in Detachment Area

Incidents		February			Year to Date - February		
		2022	2023	% Change	2022	2023	% Change
Motor Vehicle Collision	Fatal Incidents	0	1	--	0	1	--
	Alcohol Related	0	0	--	0	0	--
Off-Road Vehicle	Fatal Incidents	0	0	--	0	0	--
	Alcohol Related	0	0	--	0	0	--
Motorized Snow Vehicle	Fatal Incidents	0	0	--	0	0	--
	Alcohol Related	0	0	--	0	0	--

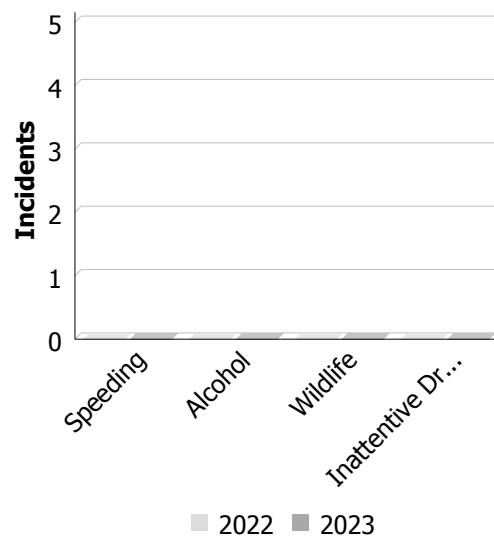
Persons Killed		February			Year to Date - February		
		2022	2023	% Change	2022	2023	% Change
Motor Vehicle Collision		0	1	--	0	1	--
Off-Road Vehicle		0	0	--	0	0	--
Motorized Snow Vehicle		0	0	--	0	0	--

Police Services Board Report for LAMBTON OPP
Collision Reporting System
February - 2023

Primary Causal Factors in Fatal Motor Vehicle Collisions

Incidents	February			Year to Date - February		
	2022	2023	% Change	2022	2023	% Change
Speeding as a contributing factor	0	0	0	0	0	0
Where alcohol is involved	0	0	0	0	0	0
Wildlife as a contributing factor	0	0	0	0	0	0
Inattentive driver as a contributing factor	0	0	0	0	0	0

Persons Killed	February			Year to Date - February		
	2022	2023	% Change	2022	2023	% Change
Seatbelt as a contributing factor	0	0	0	0	0	0



Data Utilized

- SQL online application reporting system – OPP CRS 2.3.09
- Collision Reporting System Business Intelligence Cube

Data source date:
2023/03/27

Police Services Board Report for LAMBTON OPP
2023/Jan

Public Complaints	
Policy	3
Service	0
Conduct	0

Date information collected from Professional Standards Bureau Commander Reports: 2023-03-27

Data Source

Ontario Provincial Police, Professional Standards Bureau Commander Reports

- Includes all public policy, service and conduct complaints submitted to the Office of the Independent Police Review Director (OIPRD)

Secondary Employment

Intelligence Led Policing - Crime Abatement Strategy	
Number of Offenders in Program	4
Number of Offenders Charged	0
Number of Charges Laid	0
Number of Checks Performed	0

Date information was collected from Records Management System: 2023-03-27

Daily Activity Reporting Patrol Hours	
Total Hours	2023/Jan
Number of Cruiser Patrol Hours	250.50
Number of Motorcycle Patrol Hours	0.00
Number of Marine Patrol Hours	0.00
Number of ATV Patrol Hours	0.00
Number of Snowmobile Patrol Hours	0.00
Number of Bicycle Patrol Hours	0.00
Number of Foot Patrol Hours	24.00
Number of School Patrol Hours	148.50

Data source (Daily Activity Reporting System) date: 2023/03/30

Police Services Board Report for LAMBTON OPP
2023/Feb

Public Complaints	
Policy	3
Service	0
Conduct	0

Date information collected from Professional Standards Bureau Commander Reports: 2023-03-28

Data Source

Ontario Provincial Police, Professional Standards Bureau Commander Reports

- Includes all public policy, service and conduct complaints submitted to the Office of the Independent Police Review Director (OIPRD)

Secondary Employment

Intelligence Led Policing - Crime Abatement Strategy	
Number of Offenders in Program	4
Number of Offenders Charged	0
Number of Charges Laid	0
Number of Checks Performed	0

Date information was collected from Records Management System: 2023-03-28

Daily Activity Reporting Patrol Hours	
Total Hours	2023/Feb
Number of Cruiser Patrol Hours	326.25
Number of Motorcycle Patrol Hours	0.00
Number of Marine Patrol Hours	0.00
Number of ATV Patrol Hours	0.00
Number of Snowmobile Patrol Hours	0.00
Number of Bicycle Patrol Hours	0.00
Number of Foot Patrol Hours	21.75
Number of School Patrol Hours	132.00

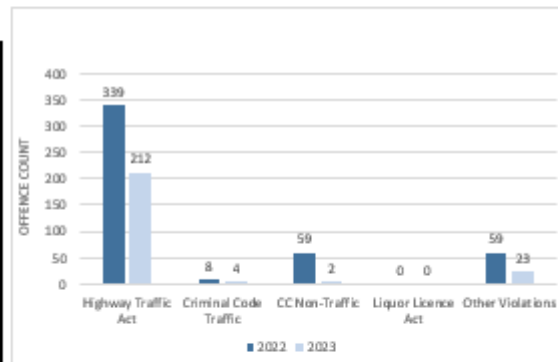
Data source (Daily Activity Reporting System) date: 2023/03/30

Starting Year	2023
Starting Month	JANUARY
Ending Month	JANUARY

LAMBTON OPP
Integrated Court Offence Network
JANUARY - 2023

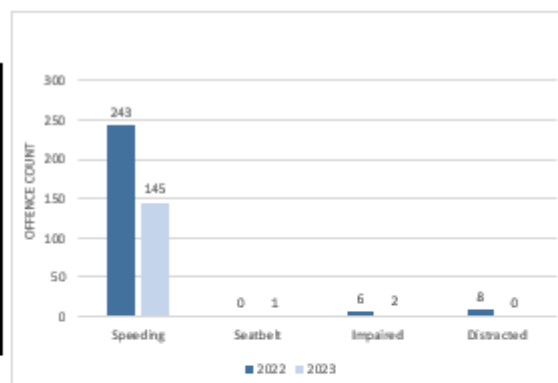
Criminal Code and Provincial Statutes Charges Laid

Offence Count	JANUARY - 2023			Year to Date - JANUARY		
	2022	2023	% Change	2022	2023	% Change
Highway Traffic Act	339	212	-37.5%	339	212	-37.5%
Criminal Code Traffic	8	4	-50.0%	8	4	-50.0%
CC Non-Traffic	59	2	-96.6%	59	2	-96.6%
Liquor Licence Act	0	0		0	0	
Other Violations	59	23	-61.0%	59	23	-61.0%
All violations	465	241	-48.2%	465	241	-48.2%



Traffic Related Charges

Offence Count	JANUARY - 2023			Year to Date - JANUARY		
	2022	2023	% Change	2022	2023	% Change
Speeding	243	145	-40.3%	243	145	-40.3%
Seatbelt	0	1		0	1	
Impaired	6	2	-66.7%	6	2	-66.7%
Distracted	8	0	-100.0%	8	0	-100.0%
All violations	257	148	-42.4%	257	148	-42.4%



Integrated Court Offence Network data is updated on a monthly basis: Data could be as much as a month and a half behind

Data Utilized

Ministry of Attorney General, Integrated Court Offence Network

Integrated Court Offence Network Business Intelligence Cube

Starting Year	2023
Starting Month	FEBRUARY
Ending Month	FEBRUARY

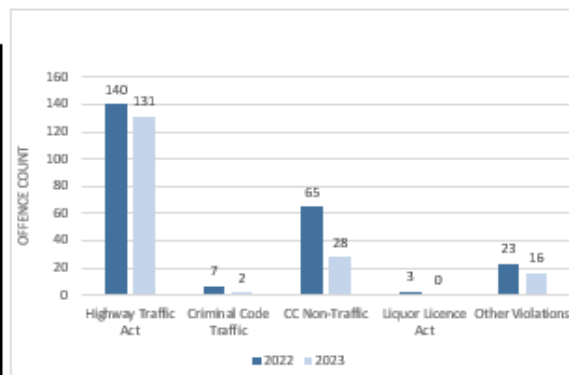
LAMBTON OPP

Integrated Court Offence Network

FEBRUARY - 2023

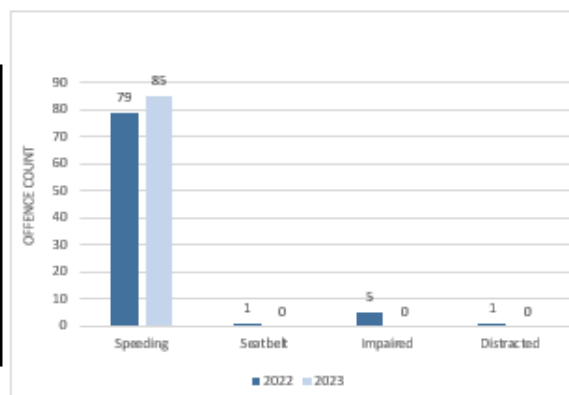
Criminal Code and Provincial Statutes Charges Laid

Offence Count	FEBRUARY - 2023			Year to Date - FEBRUARY		
	2022	2023	% Change	2022	2023	% Change
Highway Traffic Act	140	131	-6.4%	479	343	-28.4%
Criminal Code Traffic	7	2	-71.4%	15	6	-60.0%
CC Non-Traffic	65	28	-56.9%	124	30	-75.8%
Liquor Licence Act	3	0	-100.0%	3	0	-100.0%
Other Violations	23	16	-30.4%	82	39	-52.4%
All violations	238	177	-25.6%	703	418	-40.5%



Traffic Related Charges

Offence Count	FEBRUARY - 2023			Year to Date - FEBRUARY		
	2022	2023	% Change	2022	2023	% Change
Speeding	79	85	7.6%	322	230	-28.6%
Seatbelt	1	0	-100.0%	1	1	0.0%
Impaired	5	0	-100.0%	11	2	-81.8%
Distracted	1	0	-100.0%	9	0	-100.0%
All violations	86	85	-1.2%	343	233	-32.1%



Integrated Court Offence Network data is updated on a monthly basis: Data could be as much as a month and a half behind

Data Utilized

Ministry of Attorney General, Integrated Court Offence Network

Integrated Court Offence Network Business Intelligence Cube

FALSE ALARM INCIDENTS

JANUARY

Municipality	No. of Alarms
Lambton Shores	10
St. Clair Township	9
Dawn-Euphemia	3
Plympton-Wyoming	2
Brooke-Alvinston	0
Warwick	2
Enniskillen	1
Petrolia	6
Oil Springs	0
November Total	24

FEBRUARY

Municipality	No. of Alarms
Lambton Shores	5
St. Clair Township	16
Dawn-Euphemia	0
Plympton-Wyoming	5
Brooke-Alvinston	0
Warwick	0
Enniskillen	1
Petrolia	6
Oil Springs	0
December Total	33



COMMUNITY SAFETY / MEDIA RELATIONS

JANUARY / FEBRUARY 2023

OBJECTIVES OF THE CSO / MEDIA RELATIONS

- Distribute media releases in relation to the BIG 4 corporately driven driving behaviours; impaired driving, aggressive driving, distracted driving and lack of seatbelt use.
- Seek community involvement by utilizing media releases with regard to property crimes such as break and enter, theft, mischief, drugs and wanted persons; with proven success.
- Prepare and distribute media releases in relation to major incidents throughout Lambton County.
- Work collaboratively with the Lambton Crime Unit, Community Street Crimes Unit, Operational Analyst and Sarnia-Lambton Crime Stoppers.
- Use social media to help promote upcoming OPP events.
- Work closely with the Auxiliary Unit to assist in any upcoming events.

NUMBER OF TARGETED MEDIA RELEASES:

A total of **21 media releases** were distributed for the month of **January**.

A total of **3 media releases** were distributed for the month of **February**.
(The media officer was off for an extended time during the month of February)

PUBLIC EDUCATION CAMPAIGNS:

- A media release was posted about the 'new to Lambton' Project Lifesaver equipment launch taking place soon.
- The CSO and SRO attended 'Cook with a Cop' event with students of the cooking class at LCCVI in Petrolia, which was showcased on social media.
- A release was posted regarding a high-profile wanted individual residing in Lambton County who was involved in severely damaging a police vehicle while fleeing from police.
- A follow-up release was posted after the above turned himself in as a result of the 'Wanted' post.
- The CSO completed the OPP KIDS program at Dawn Euphemia Public School and continues to present at other schools in the area.
- The CSO attended Lambton County Library in Bright's Grove to present on Bullying on January 19, 2023



Ontario Provincial Police - West Region

Published by Instagram · 3d ·

...


#LambtonOPP is currently seeking the public's assistance in locating this individual as a result of an incident that took place on Dec 30, 2022 in St. Clair Township.

This individual is a repetitive offender, and steals multiple vehicles a day (specifically pickup trucks). Don't become a victim, lock your vehicles and pocket your keys.

If you have any information about this individual, please contact the OPP at 1-888-310-1122 or 911. Don't attempt to interact if located. ^jb



WANTED



NAME: Cody PRICE

- White male
- 33-years-old
- 5 feet 10 inches tall
- Known to frequent many locations in southwest Ontario.

Wanted for flight from police, assault a peace officer with a weapon, dangerous operation of a motor vehicle, theft of motor vehicle (multiple counts), break and enter and failing to comply with release.

If you have any information regarding his whereabouts, please contact the **Ontario Provincial Police at 1-888-310-1122 or 911.**

If observed, do not approach. Contact police immediately.

Wanted post which resulted in the subject turning himself in – 05 January 2023



OPP West Region @OPP_WR · 10s

...

Today, #LambtonOPP School Resource Officer, PC. Robertson, took part in 'Cook with a Cop' at @LCCVIInfo in @TOWNofPETROLIA. Great relationships continue to be built in @CountyofLambton schools between students and officers through these positive interactions. @LKDSB @johnhowi ^jb



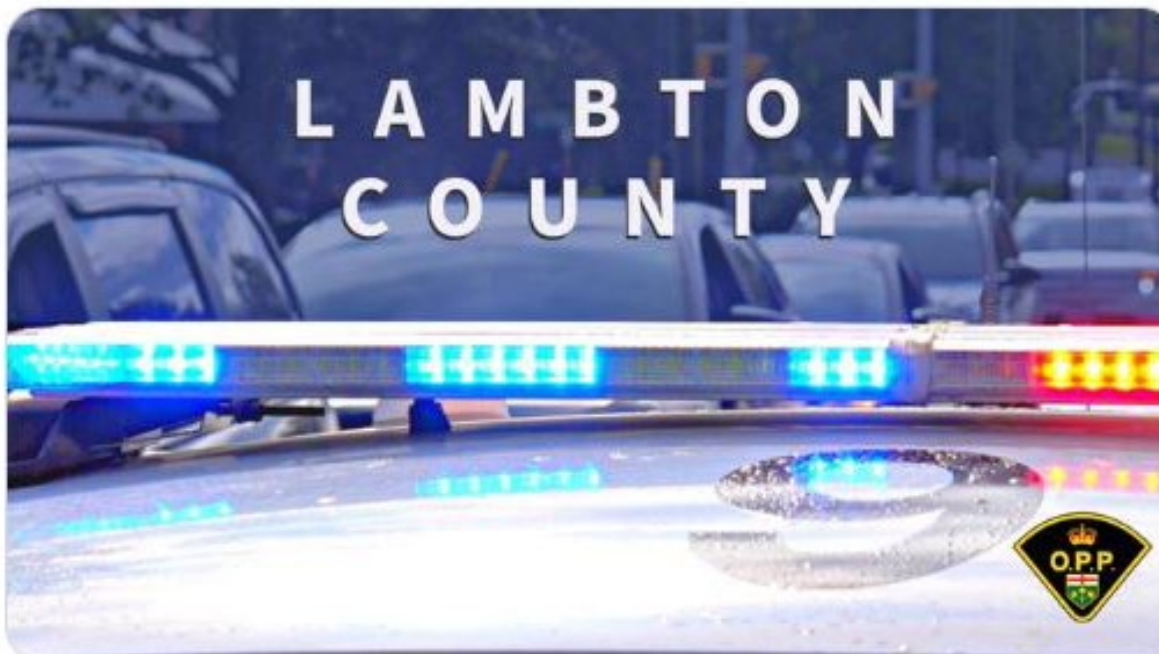
OPP West Region @OPP_WR · 4s

...



Cook With a Cop at LCCVI – 18 January 2023

#LambtonOPP issued 2, 3-day licence suspensions to drivers who blew a 'Warn' during separate traffic stops. If you've ingested intoxicating substances, DON'T get behind the wheel! ^j^b



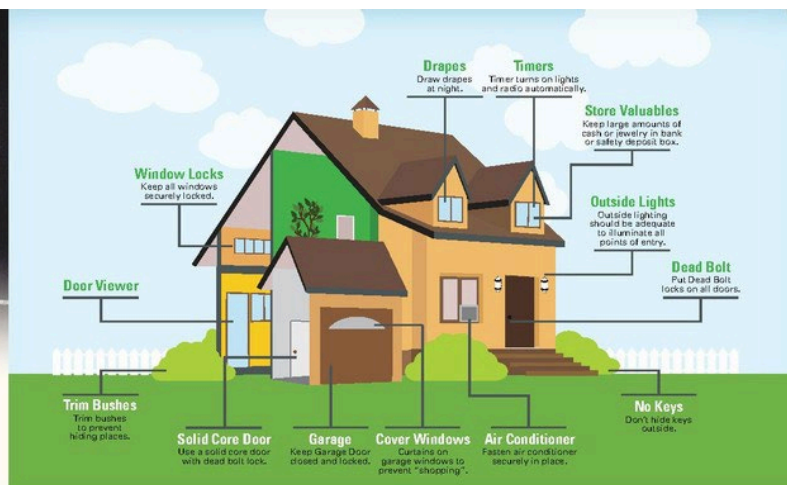
3-day License suspension post – 23 January 2023



Break-ins have a negative impact on everyone involved. The Ontario Provincial Police would like to help you protect your property, your home and yourself against crime.

This brochure provides information to help keep your home and property secure.

Cottages and seasonal homes are most vulnerable to property crime during fall, winter and spring when they are not being used by property owners.



SAFEGUARDING YOUR HOME

TIPS FOR CLOSING UP PROPERTIES

- ✓ Secure windows and doors with shutters.
- ✓ Trim trees and shrubs so doors and windows are visible from the roadway.
- ✓ Remove valuables from property — ie tools, electronics, personal items.
- ✓ Arrange for a permanent resident or keyholder to check your property; leave your contact information with that person.
- ✓ Consider using motion sensor lights to illuminate the exterior of your residence/cottage.
- ✓ Consider an alarm system.
- ✓ Avoid posting information on social media advising of when you will be away or any vacation plans.
- ✓ Know your neighbours.
- ✓ Eliminate objects from around your property that would be used to break in.
- ✓ Don't leave firearms or weapons at the residence/cottage.
- ✓ If you are leaving vehicles, make sure they are winterized, secure and disabled. For snow machines, remove track and hide keys. Ensure boats are covered and locked and outboard motors locked and slightly disassembled. Disable ATVs. Leave nothing on trailers unless it is locked or disabled.
- ✓ Take photos and record serial numbers of anything of value left behind.

SCHOOL RESOURCE OFFICERS – JANUARY / FEBRUARY 2023

The School Resource Officer (SRO) continued foot and vehicle patrols inside and outside of both county secondary schools during January and February. Emphasis was placed on driving issues during the lunch periods and end of school when most driving complaints are reported.

The SRO also continued presenting in class sessions to both secondary schools with subjects including law, drug abuse, bullying, social media awareness and safety.

The SRO assisted many of the counties primary grade schools as well during this period regarding youth bullying issues and social media awareness discussions.

JANUARY 2023

Petrolia-Two youths 15 and 17 years of age made it onto the roof of a Petrolia elementary school and caused mischief to the roof vents. Police, SRO, and parents were engaged. Both youths were diverted by way of community programming-referred to Sarnia-Lambton Rebound.

Petrolia Tim Hortons-3 male youths (ages 15 and 16) attended this location and on two occasions disrupted the men's washroom. OPP members were engaged. The youths were identified and diverted by way of a verbal warning.

Male youth aged 13 from the Petrolia group home, engaged in a verbal confrontation with another resident subsequently brandishing a pocketknife. Lambton OPP responded to the incident. The male was arrested and charged with assault w/ a weapon x2 and alternate living arrangements were made with the assistance of CAS.

Sarnia Police requesting the assistance of Lambton SRO in locating a 15 yr. old female to relay a warning. Petrolia youth attended a Sarnia school and was involved in a physical altercation. Sarnia police investigation resulted in no charges being laid. Lambton SRO located the youth and issued a verbal warning.

Corunna-Elementary school requesting the assistance of SRO after finding a 12-year-old female student in possession of a cannabis vape on school premise. SRO attended a re-entry meeting at the school in the presence of the youth, parents, and principal. The youth was issued a verbal warning by Police/educational conversation had, followed by the school's internal discipline. (3-day suspension)

Plympton-Wyoming-Elementary school Principal requesting the assistance of SRO to speak to a 10-year-old male student regarding touching other students in an inappropriate manner. Not sexual in nature. Police attended a re-entry meeting where the youth and parents were spoken to. The male was diverted by way of verbal warning. Safety measures were discussed/implemented within the school. CAS was subsequently engaged.

Petrolia - Family dispute involving a 15-year-old female and parents. Female displayed severe behaviour issues and became upset when mother took her bong away and removed the TV from her room as a means of discipline. Police attended the household confirmed all was calm, no safety concerns. Available resources shared with the parent.

For the month of January, there were 5 occurrences relating to mental health involving youths ranging from ages 10-16 years. 1 in which was an MHA apprehension and 1 was a voluntary mental health apprehension.

There were 4 motor vehicle collisions occurrences during the month of January involving all youths 17 years of age.

Numerous traffic stops were conducted, resulting in 5 youths being warned under the HTA/CAIA while 4 youths were issued Provincial Offence Notices under the HTA.

FEBRUARY 2023

Lambton Shores – A 17-year-old youth was charged with providing a false statement with regards to a criminal investigation.

Forest- A 14-year-old student made suicidal comments to family members by his cell phone and then left the Forest High School during school hours. School staff were concerned and contacted the OPP. Several officers were engaged in the search including Patrol officers, Emergency Response team members and school resource officers. The youth was located in a farmer's field approximately 12 kilometers from the Secondary school. The youth was transported to the Sarnia hospital for a psychiatric assessment.

Corunna- A 15-year-old youth was found to be intoxicated and showing signs of suicidal behavior. The youth was apprehended under the Mental Health Act.

Corunna – a 10-year-old student left their school and began throwing rocks at the building. The student then made several suicidal comments prior to leaving the area. A search of the area was conducted, and the youth was found and brought to the hospital for a psychiatric assessment.

Plympton-Wyoming – A 14-year-old youth was operating an ATV on a roadway and was struck by a motor vehicle. The 14-year-old was transported to the hospital with non life threatening injuries. At the time of this report the investigation is still ongoing.

For the month of February, there were **4** occurrences relating to mental health and relating to suicidal ideations, all involving youths ages **10-17 years**.

There were **4** motor vehicle collision occurrences during the month of February, involving youths ages **15-17 years of age**.

Numerous traffic stops were conducted, resulting in several youths being warned/Charge under the Highway Traffic Act.



COMMUNITY STREET CRIME UNIT JANUARY / FEBRUARY

During the months of January & February 2023 Lambton CSCU investigated **12** occurrences.

Lambton CSCU members laid a total of **12** charges

- Lambton CSCU wrote 4 warrants for a drug trafficking and property related investigations. The unit completed 2 warrant service entries.
- Lambton CSCU observed in plain view a stolen trailer at a St. Clair Twp property. The owner provided consent to search and police located two stolen trailers, a stolen tractor and a stolen motorcycle. The value of the recovered property was approximately \$120,000.
- Lambton CSCU assisted Walpole Island Police Service with drug trafficking occurrence. A significant amount of Fentanyl and other drugs were seized.
- Lambton CSCU assisted other units with warrant entries – in Essex County and Project Coyote takedown in Belleville.
- Lambton CSCU assisted in the investigation of overdose death investigation.
- Lambton CSCU continues to offer support to frontline policing operations by taking samples of seized drugs and sending the samples to Health Canada for analysis.

METHAMPHETAMINE

IN YOUR COMMUNITY

Environmental Dangers of Methamphetamine Labs



CRIME 
STOPPERS

SEE THE SIGNS? MAKE THE CALL.

1 800 222-8477 (TIPS)

The production of one kilogram of
methamphetamine produces about
six kilograms of toxic waste.

MAJOR CRIME UNIT – JANUARY / FEBRUARY 2023

JANUARY 2023

- Crime members and OPP Criminal Investigations Branch still investigating Andrew CHUTE homicide at the Marthaville Conservation homicide.
- Crime members and CLB actively investigating an unsolved homicide of David Oliver on the Kettle & Stoney Point First Nation.
- Crime investigated incident involving one year old who fell into a pool at unlicensed daycare. Child was VSA till revived and transported to hospital. A resource heavy investigation was completed resulting in daycare operator being charged with criminal negligence cause bodily harm.
- Three non-suspicious death investigations completed.
- Two reported sexual assaults cases investigated.
- Six fraud investigations.
- Two Criminal Harassment investigations completed.
- One extremely complicated parental abduction investigation resulting in charges to parent of abduction and disobey court order.

FEBRUARY 2023

- One aggravated assault charge laid in Grand Bend.
- Two sexual assaults cases investigated.
- Seven sudden deaths investigated.
- Crime Unit is involved in a multi-jurisdictional homicide. Case files being disclosed to the crown attorney through multiple rounds.
- 4 criminal harassment investigations conducted.
- Crime Unit continues to investigate missing female Deana Timms.
- Crime Unit continues to see trend of deaths because of fentanyl use.

**SEE AN
OVERDOSE?
CALL 911.**

Even if you've taken drugs or have some on you,
the **Good Samaritan Drug Overdose Act** can protect you.

THIS LAW IS SUPPORTED BY THE ONTARIO PROVINCIAL POLICE

[OPP.CA/OVERDOSE](https://opp.ca/overdose)

ATVs and other types of ORVs are popular, year-round utility and recreational vehicles that can offer hours of enjoyment for outdoor enthusiasts, if you obey the law and follow safety precautions.



Be a safe and responsible rider

- Always ride sober
- [Take an ATV/ORV safety course](#)
- Stay in control – ride within your abilities
- Ride in designated areas only
- Keep noise levels low
- Do a pre-ride safety inspection

Visit: Ontario.ca/atv
OFATV.org/bylaw-maps
 Read: [Smart Ride Safe Ride](#) handbook

August 2019

Always Ride Sober

A police officer can stop ORV and ATV operators either on or off-road to demand a variety of tests to determine impairment by alcohol and/or drugs. If you fail any of these tests, or refuse to take them, you can be suspended immediately from driving and face criminal impaired driving or related charges.



Rules of the Road

ATVs/ORVs travelling along a road must have all their lights on and be driven in the same direction of traffic on the shoulder of the road. If the shoulder is unsafe or not wide enough, an ATV/ORV can be driven on the travelled portion of the road.

Permitted ATVs/ORVs can travel on:

- ☒ Highways 500 to 899
- ☒ many 7000-series highways
- ☒ highways with low traffic volumes

ATVs/ORVs cannot travel on:

- ☒ 400-series highways
- ☒ the Queen Elizabeth Way
- ☒ sections of the Trans-Canada Highway

Please refer to [Ontario Regulation 316/03](#) for a list of provincial highways where on-road ATV/ORV use is:

- ☒ Prohibited → see Schedule A
- ☒ Permitted → see Schedule B

This is a guide only. For information on the legal requirements of driving an ATV/ORV in Ontario, consult the [Off-Road Vehicles Act](#) and the [Highway Traffic Act](#).

SMART SAFE
RIDE



What you need to know to operate an all-terrain vehicle (ATV) and an off-road vehicle (ORV) in Ontario



On-road Riding

Only an ATV/ORV that meets current standards and other equipment-related requirements can be used on the road. It must be insured under a motor vehicle liability policy.

ATVs/ORVs that meet these requirements can travel along certain provincial highways and municipal roads. Check with the local municipality for access on their road before heading out.

Who can ride

For on-road riding, an ATV/ORV driver must:

- hold at least a valid G2 or M2 licence
- wear a seat belt, where provided
- travel at speeds less than the posted speed limit
- carry the vehicle registration permit or a copy

For on-road riding, an ATV/ORV passenger must wear a seat belt or use foot rests, when applicable.

An ATV/ORV driver must be at least:



A passenger on an ATV/ORV must be at least:



*unless directly supervised by an adult or while driving on land occupied by the ATV/ORV owner

ATV/ORV Speed Limits

ATVs/ORVs on the road must travel at speeds less than the posted speed limit:

- no more than 20 km/h on roads with a posted speed limit of 50 km/h or less
- no more than 50 km/h on roads with a posted speed limit greater than 50 km/h

Municipalities may set lower speed limits or additional rules for ATVs/ORVs.



Off-road Riding

An ORV must be registered and display a licence plate (*except in exempt areas like far northern Ontario). It must be insured under a motor vehicle liability policy.

These requirements also apply to other types of ORVs including two-up ATVs, side-by-side ORVs and utility terrain vehicles.

Who can ride

For off-road riding, an ATV/ORV driver must carry the ATV/ORV's registration permit or a copy.

The driver can directly cross a highway on an ATV/ORV where permitted **only if**:

- it's registered + displays a licence plate
- it's insured under a motor vehicle liability policy
- the driver is at least 16 years old and has a valid driver's licence of any class

Off-road Vehicle Types

Single-rider ATV



Four wheels
Steering handlebars
A seat that is straddled by the driver designed to carry only a driver
No passengers allowed when travelling on a roadway

Two-up ATV



Four wheels
Steering handlebars
A seat that is straddled by the driver
Seating for a passenger directly behind the driver
Separate foot rests for the passenger

Side-by-side ORV



Four or more wheels
Steering wheel
A driver's seat
Seating for passengers beside/behind driver
Seat belts for each seating position
Maximum engine displacement: 1,000 cm³

Utility-Terrain Vehicle (UTV)



Four or more wheels
Steering wheel
A driver's seat
Seating for passengers beside/behind driver
Seat belts for each seating position
A cargo box with minimum cargo capacity of 159 kilograms



A single-rider ATV that has been modified to carry a passenger by installing an after-market seat and foot rests is not considered a two-up ATV.

Drivers and passengers must always wear an approved motorcycle helmet, securely fastened under the chin with a chin strap



TRAFFIC

VICTIMS				COLLISIONS								
	Total	# of Deceased	# of Injured	Total	# of Fatal	# of PI	# of PD	Alcohol/Drugs Involved			# of CMV	# of Single Veh.
								Yes	No	U/K		
JANUARY	11	0	11	53	0	6	47	1	49	3	8	34
FEBRUARY	7	1	6	63	1	6	56	1	56	6	14	37
TOTAL	18	1	17	116	1	12	103	2	105	9	22	71

A vehicle with an unlocked door or an open window is an easy target. Protect your vehicle from theft. Always roll up your vehicle's windows, lock the doors, and pocket the keys when you park your car. Park in a well-lit area and never leave valuables in plain view.

Never leave your vehicle unattended while it is running.

If you have a garage, use it and lock the door as well as your vehicle.

Give only your ignition key to a parking lot attendant.

Keep all other keys with you.

Keep your vehicle registration certificate and proof of insurance on you at all times. Don't leave these documents in the glove compartment.





DISCOVER THE DIFFERENCE A GREAT DAY CAN MAKE.

Lambton County Adult Enrichment Centres

In a safe and supportive environment, people who participate in the Adult Day Programs engage in a variety of social and physical activities that improve their abilities and stimulate the mind and body. Equally as vital, the program offers respite and support to caregivers.

\$15/DAY
incl.
hot meals and
snacks

We offer new activities
regularly to encourage people
to try new things.

- Guest speakers
- Special events & entertainment
- Stimulating activities
- Crafts
- Nutritious hot meals & snacks
- Group discussion
- Therapeutic recreation
- Unique program plans

www.LambtonCares.ca

A PRODUCTIVE DAY BRINGS A FULFILLED LIFE.

We can accommodate people who require individual care and attention:

- Varying levels of assistance with activities of daily living
- Special diets
- Meal assistance
- Medication reminders
- Assistance with personal care



GET STARTED – Your first visit is **free!**

To book your first free visit contact us:

Petrolia Site:

3958 Petrolia Line
Petrolia, Ontario

519-882-1470 ext. 5055

Monday to Friday
9:00am to 3:00pm

Sarnia Site:

749 Devine St.
Sarnia, Ontario

519-336-3720 ext. 5719

Monday to Saturday
9:00am to 3:00pm

adultenrichment@county-lambton.on.ca

VOLUNTEER & DONATE
www.LambtonCares.ca

LAMBTON OPP CONTACT INFORMATION



OPP CALLS FOR SERVICE:

When you need to report an incident or wish to speak with an officer, the numbers below will connect you to the nearest OPP Communications Centre throughout Ontario.
1-888-310-1122 1-888-310-1133 (TTY)

9-1-1 EMERGENCY

If you call 9-1-1 for an emergency:

- ✓ Give your exact location. Include address and town or city as this will enable call taker to either handle
- ✓ The information or transfer you to the proper 9-1-1 centre.
- ✓ Give your telephone number including the area code.
- ✓ Advise the nature of your call.
- ✓ Listen to the call takers instructions - depending on the location and type of incident, you may be transferred.
- ✓ Stay on the line until advised to hang up.

DETACHMENT HOURS / CONTACT INFO:

Point Edward	(Municipal)	102 St. Clair Street Point Edward, ON N7V 1N7	519-336-8691 519-336-5011 fax	Mon – Thurs & every other Friday 8-4 pm
Lambton OPP Petrolia	Main Admin Centre	4224 Oil Heritage Rd. P.O. Box 400 Petrolia, ON N0N 1R0	519-882-1011 519-882-1014 fax	Mon – Fri 8-4 pm
St. Clair Township	(Satellite)	392 Lyndoch Street, Corunna, ON N0N 1G0	519-862-4680 519-862-1544 fax	Mon – Thurs & every other Friday 8-4 pm
Grand Bend	(May thru Sept. only)	58 Main Street Grand Bend, ON N0M 1T0	519-238-2345	May - September

CALLING INTO THE DETACHMENT:

- ✓ When calling the detachment at the above numbers you will receive an automated greeting.
- ✓ **Press 1** if you need to report an incident or speak with an officer, this will transfer you to call taking
- ✓ **Press 2** if you wish to speak with the administrative personnel during the above noted business hours. After hours you may leave a non-urgent message that will be followed-up on the next business day. Do not leave a request for assistance message

OUTSIDE PHONE * If you attend an office and the doors are locked or it is after hours – please pick up the phone outside of the detachment and you will be connected directly to the OPP Communications

CRIMINAL RECORD CHECKS:

For a complete list of requirements and information on how to apply for Criminal Record Checks, Police Information Checks and Police Vulnerable Sector Checks click the link below;

[Ontario Provincial Police | Criminal Record Checks](#)

CANADIAN ANTI-FRAUD CENTRE:

The [Canadian Anti-Fraud Centre](#) (CAFC) is the central agency in Canada that collects information and criminal intelligence on such matters as mass marketing fraud (i.e.: telemarketing), advance fee fraud (i.e.: West African letters), Internet fraud and identification theft complaints.

If you wish to report a fraud or require information on a possible fraud contact the Canadian anti-fraud centre;

Phone: 1-888-495-8501 OR E-mail: info@antifraudcentre.ca

CRIME STOPPERS:

You may contact Crime Stoppers from anywhere in Ontario at 1-800-222-8477, or by leaving an anonymous Web-Tip at [TipSoft - Web Tips Submission](#)

FRONTLINE SUPPORT UNIT (FSU):

The Frontline Support Unit (FSU) program is a differential response strategy that focuses on call management. This includes responsibility for the OPP's Citizen Self-Reporting (CSR) system which is an online police reporting system for members of the public to report specific occurrences directly to the OPP via the Internet. The FSU model will offer a call handling alternative for select calls for service allowing the deployment of resources to critical incidents or member engagement in proactive police activities. Through the use of technology, the OPP continues to improve our processes and service delivery in support of its vision.

CITIZENS SELF REPORTING:

The OPP's Citizen Self Reporting system allows you to submit a report from your computer or mobile device without going to an OPP detachment. All submissions will be sent directly to the OPP and reviewed by an officer. You may be contacted to provide more information. You must have a valid e-mail address in order to submit a report.

Use this system to report:

- Lost/missing property under \$5,000
- Stolen license plates or validation stickers
- Theft from a vehicle under \$5,000
- Mischief/damage to a vehicle under \$5,000
- Mischief/damage to property (other than a vehicle) under \$5,000
- Theft under \$5,000
- Driving Complaint

DO NOT use this system:

- If the occurrence is an emergency
- If the occurrence happened outside of OPP jurisdiction
- If there are any identifiable suspects
- If anyone was injured
- If the occurrence involves a weapon
- If the occurrence involves any damage to a motor vehicle due to an actual or apparent collision, including fail to remain collisions
- If the occurrence involves a break and enter to a place (e.g. unlawful entry and theft from a house, a building or a structure)
- If the occurrence involves drugs or gambling (including lottery tickets)
- If the occurrence involves a passport